



Guidance for Residential Underground Fuel Tank Releases

*CT Department of Environmental Protection
Underground Storage Tank Program Fact Sheet*



When it has been determined that an underground residential fuel oil tank or connected piping has leaked, the underground tank and/or piping should be excavated and disposed of. DEP recommends that the following actions to address oil polluted soil or ground water be undertaken.

What Should Be Removed

The underground tank and/or any underground piping should be excavated and properly disposed of. If the tank is not underground but the piping from the tank to the oil burner runs underground (a common configuration), the piping should be excavated and disposed of. When removing the tank and/or piping, any petroleum saturated or stained soil should also be removed to the extent practical. If in the course of excavating, it is determined that liquid oil (free product) is present (floating) on the water table all such floating product should be removed to the maximum extent practical. Any free product that collects in drains around the house or discharges to surface water bodies should be removed as well.

Extent of Soil Excavation

Soil samples should be collected at the base and sides of the excavation and analyzed for petroleum hydrocarbons by a certified laboratory using EPA analytical test method 418.1 or preferably the Connecticut Extractable Total Petroleum Hydrocarbon (ETPH) method. If Total Petroleum Hydrocarbon (TPH) concentrations exceed 500 mg/kg (parts per million or ppm) additional soil should be removed to the extent practical and additional soil testing should be conducted to document TPH concentrations remaining on the walls and base of the excavation.

Exceptions To Soil Excavation

If such excavation would damage or compromise the safety of the building, it may not be practical to excavate TPH contaminated soil from under or very near the building. Unless the contamination is very severe (e.g. soil saturated with oil), it may not be practical to excavate contaminated soil if the excavation would damage features such as mature trees, stone fences or other features that would be difficult to replace or repair. Remediation of TPH contaminated soil that it is not practical to remove can be accomplished through natural attenuation. Natural attenuation occurs when chemical, physical, and microbial decay processes naturally remediate the TPH polluted soil over time. Natural attenuation will reduce the concentration of TPH to acceptable levels over time. In addition, excavation of soil with TPH concentrations not significantly greater than 500 ppm TPH is not necessary.

Vapor Intrusion / Soil Venting

If it is impractical to remove TPH contamination detected above 500 ppm because it is under a building and objectionable odors occur within the building, passive venting that uses perforated plastic piping in a stone-lined trench or excavation can be used to eliminate or reduce the odor problem. If there is no noticeable petroleum odor in a building, neither passive nor active soil venting systems are necessary.

Drinking Water Well / Groundwater Sampling


If a drinking water well is located on the property with the leaking residential underground storage tank or on any immediately adjacent property, call the Remediation Program District Supervisor for advice on appropriate sampling and remedial action procedures. The names and telephone numbers of the District Supervisors in the Remediation Section of the Bureau of Waste Management are located on the map at the end of this document. In areas where ground water is not used for drinking water purposes, ground water samples do not need to be collected from an excavation or a monitoring well, provided that any floating product has been removed.

Documentation

Homeowners should ensure that any actions taken to address leaking residential fuel oil tanks are well documented. In particular, all sampling locations should be marked on a map or diagram of the excavation area, and all analytical results should be included in the documentation. Homeowners should retain this information with their other important property related documents.

Questions Frequently Asked by Homeowners:

- 1. Do I have to remove or replace my residential heating oil underground storage tank by a specific deadline?***



There are no Department of Environmental Protection (DEP) regulations that require the removal of underground residential heating oil storage tanks that are not leaking. Homeowners should contact their Town to determine if there are any local regulations or ordinances governing the removal and/or replacement of underground residential heating oil storage tanks. Tanks that are leaking, however, need to be promptly removed. DEP does not recommend that such tanks be replaced with another underground tank.

- 2. Does a contractor hired to remove or replace my residential underground heating oil storage tank have to have any particular license or registration to do this type of work?***



Yes. There are three requirements you should be aware of. **(1)**The removal or replacement of a residential underground heating oil storage tank system has been included in the definition of a home improvement in

Section 20-419 of the Connecticut General Statutes since October 1, 2004. Therefore, any contractor hired to remove a residential underground heating oil storage tank system after that date must be registered with the Connecticut Department of Consumer Protection as a Home Improvement Contractor.

(2) Also, effective on October 1, 2004, any registered Home Improvement Contractor performing residential underground heating oil storage tank removals or replacements must comply with new requirements pursuant to Section 20-420 of the Connecticut General Statutes. The Statute is available at:

<http://www.cga.ct.gov/2005/pub/Chap400.htm#Sec20-420.htm>


A fact sheet titled "Home Improvement Underground Storage Removal Requirements Effective October 1, 2004" is available from the Department of Consumer Protection's Internet web site at:

http://www.ct.gov/dcp/lib/dcp/trade_practices/bond_guidelines_ust4.doc.

(3) In addition, the person who disconnects and reconnects the supply line from the oil storage tank to the heating source (the oil burner) must hold an appropriate occupational trade license for such work. A homeowner can verify an occupational contractor's license with the Occupational Unit, Trade Practices Division of the Department of Consumer Protection (DCP) or from the DCP's Internet web site at: <http://www.ct.gov/dcp>.

When selecting a contractor to remove or replace a residential underground heating oil storage tank, a homeowner should verify that the contractor is registered as a Home Improvement Contractor with the DCP. The contractor's registration number is required to be displayed in all advertising, including advertising on vehicles. A homeowner can check the status of a contractor's registration with the DCP prior to entering into a contract for a tank removal or replacement through the DCP's Internet web site at: <http://www.ct.gov/dcp> or by calling the Department of Consumer Protection at 1-800-842-2649 or (860) 713-6110.

3. ***Do I have to investigate and clean up the resulting pollution on my property as soon as I discover that my residential underground heating oil tank or piping has leaked?***

 In general, an owner of residential property on which an underground fuel oil tank leaks has liability for investigating and cleaning up any pollution resulting from that leak. The DEP recommends that, when a fuel oil leak is discovered, actions to eliminate the leak be taken immediately and actions to clean up the resulting pollution (both on and off the residential property) be undertaken in a timely manner to reduce or eliminate such liability. In particular, the DEP recommends that remedial actions be promptly undertaken when private or public drinking water wells are in close proximity or oil is being discharged to a surface water body. The property owner would be required to clean up such pollution only if DEP issues an administrative order or otherwise takes action to compel the owner to undertake remediation.

4. Do I have to report any leak from an underground storage tank on my property?



The Oil & Chemical Spill Response Division of DEP at (860) 424-3338 should be notified of a residential underground storage tank release. If the leaking oil affects your or any of your neighbors' drinking water wells (you will be able to detect it by odor), you should also notify the DEP Remediation Section in the Bureau of Waste Management at (860) 424-3705.

5. Can I abandon my tank in place if it is not leaking and has never leaked?



Homeowners should first contact their Town to determine if there are any local regulations or ordinances governing the removal, replacement or abandonment of underground residential heating oil storage tanks, and also if a permit is required from the Town for either removal of a tank or abandonment of a tank in place. Even if local regulations allow in-place abandonment of a tank system (tank and associated piping) which has never leaked, DEP discourages homeowners from abandoning any residential underground heating oil storage tank systems in place. If a tank is going to be pumped out and abandoned in place, the homeowner must also check with the local fire marshal and comply with the requirements of the NFPA (National Fire Protection Association) Codes 30 and 31.

For more information contact either:

The Leaking Underground Storage Tank Program at (860) 424-3376
or
The Remediation Section at (860) 424-3705



STATE OF CONNECTICUT
DEPARTMENT OF ENVIRONMENTAL PROTECTION
79 Elm Street
Hartford, CT 06106
<http://dep.state.ct.us>

Revised September 2005

**CONNECTICUT DEPARTMENT OF ENVIRONMENTAL PROTECTION
BUREAU OF WASTE MANAGEMENT
REMEDIAATION DISTRICT TOWNS**

CENTRAL DISTRICT (23)	EASTERN DISTRICT (45)	NORTH CENTRAL DISTRICT (29)	NORTH WEST DISTRICT (35)	SOUTH CENTRAL DISTRICT (20)	SOUTH WEST DISTRICT (17)
----------------------------------	----------------------------------	--	-------------------------------------	--	-------------------------------------

Berlin	Andover	Avon	Ansonia	Bethany	Bridgeport
Bristol	Ashford	Barkhamsted	Beacon Falls	Branford	Darien
Cheshire	Bolton	Bloomfield	Bethel	Chester	Easton
Colchester	Bozrah	Burlington	Bethlehem	Clinton	Fairfield
Cromwell	Brooklyn	Canton	Bridgewater	Deep River	Greenwich
Durham	Canterbury	Colebrook	Brookfield	East Haven	Millford
East Hampton	Chaplin	East Granby	Canaan	Essex	Monroe
Hebron	Columbia	East Hartford	Cornwall	Guilford	New Canaan
Marlborough	Coventry	East Windsor	Danbury	Haddam	Norwalk
Meriden	East Haddam	Ellington	Derby	Hamden	Redding
Middlefield	East Lyme	Enfield	Goshen	Killingworth	Ridgefield
Middletown	Eastford	Farmington	Kent	Madison	Stamford
New Britain	Franklin	Glastonbury	Litchfield	New Haven	Stratford
Newington	Griswold	Granby	Middlebury	North Branford	Trumbull
Plainville	Groton	Hartford	Morris	North Haven	Weston
Plymouth	Hampton	Hartland	Naugatuck	Old Saybrook	Westport
Portland	Killingly	Harwinton	New Fairfield	Orange	Wilton
Prospect	Lebanon	Manchester	New Milford	West Haven	
Rocky Hill	Ledyard	New Hartford	Newtown	Westbrook	
Southington	Lisbon	Simsbury	Norfolk	Woodbridge	
Wallingford	Lyme	Somers	North Canaan		
Wethersfield	Mansfield	South Windsor	Oxford		
Wolcott	Montville	Suffield	Roxbury		
	New London	Torrington	Salisbury		
	North Stonington	Vernon	Seymour		
	Norwich	West Hartford	Sharon		
	Old Lyme	Winchester	Shelton		
	Plainfield	Windsor	Sherman		
	Pomfret	Windsor Locks	Southbury		
	Preston		Thomaston		
	Putnam		Warren		
	Salem		Washington		
	Scotland		Waterbury		
	Sprague		Watertown		
	Stafford		Woodbury		
	Sterling				
	Stonington				
	Thompson				
	Tolland				
	Union				
	Voluntown				
	Waterford				
	Willington				
	Windham				
	Woodstock				



**CONNECTICUT DEPARTMENT OF ENVIRONMENTAL PROTECTION
BUREAU OF WASTE MANAGEMENT
REMIEDIATION DISTRICTS**

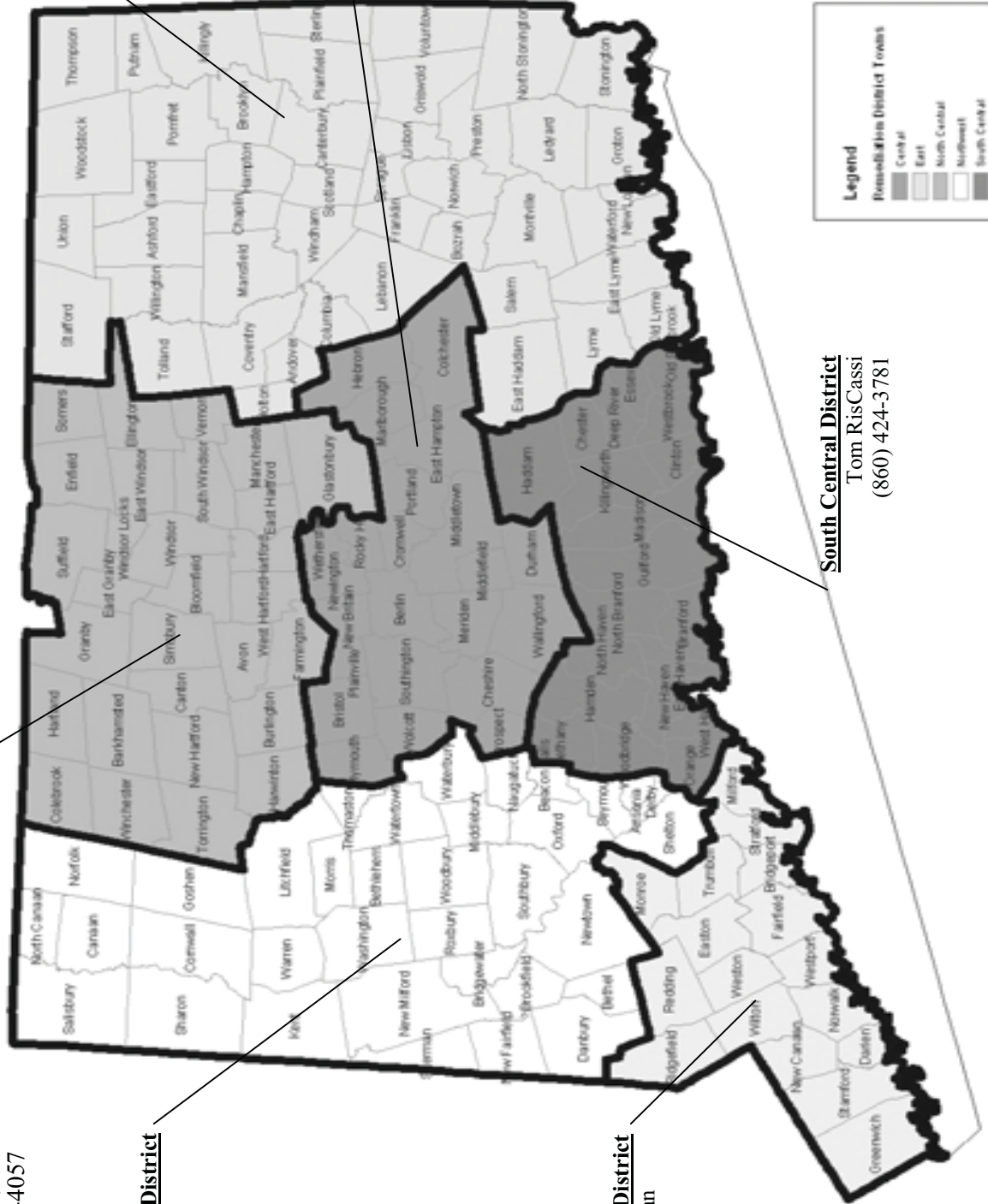
Remediation Section
Telephone: (860) 424-3705
Fax: (860) 424-4057

North Western District
Pat DeRosa
(860) 424-3501

North Central District
Jan Czezotka
(860) 424-3784

Eastern District
Bill Warzecha
(860) 424-3776

Central District
Diane Duva
(860) 424-3271



South Central District
Tom RisCassi
(860) 424-3781

South Western District
Doug Zimmerman
(860) 424-3800

Coordination & Support
Christine Lacas
(860) 424-3766